

# Parker Tracking System [PTS]

Enterprise Asset Serialization and Management from Parker

## Dynamic Assets Introduction



ENGINEERING YOUR SUCCESS.

Confidential. Do not copy, disclose or disseminate without prior written consent of Parker Hannifin.



# \*NEW\* PTS Support Page

The screenshot shows the 'PTS Documentation' support page. The main content area is titled 'PTS Support' and includes a search bar with the text 'general'. A search dropdown menu is open, listing several articles such as 'General Printers', 'KITS - General Assets', and 'How to Create a Label (General Assets)'. The 'KITS - General Assets' article is highlighted in orange. Below the search results, there are sections for 'Frequently asked questions', 'Browse by topic' (with a grid of letters A through K), and 'Other resources'. The left sidebar contains navigation options like 'Pages', 'Blog', and 'SPACE SHORTCUTS'. The top navigation bar includes 'Parker', 'PTS Documentation', 'Spaces', 'People', and 'Create'.

Search results for 'general':

- General Printers  
configure general printers label...
- KITS - General Assets**  
products assets dynamic bom other non-hose general...
- How to Create a Label (General Assets)  
general bill material bom dynamic other products non-hose create label...
- Order Interface Guide (General Assets)  
...
- Using Pre-Print Template (General Assets)  
...

See more results for 'general'

## Welcome to the PTS Support Center

The PTS Support Center contains tools and resources to help make the most support, select Locations tab below and contact one of our regional sales office to the PTS team, select the Contact form tab below. To learn more about the parker.com/PTS.

### Frequently asked questions

- Getting Started Guide
- I am getting a blank screen in PTS
- Cannot connect to Loftware
- Cannot login to PTS

### Browse by topic

A	B	C	D-E	F-G	H	I-K
account	bill	cannot	data	faq	hardware	id
add	blank	changes	decrease	fast	help	ie
adding	bom	commercial	difference	features	hose	import
agriculture	bomgar	configuration	distributor	first	how-to	increase
aim	book	configure	download	fluid	hydraulics	inspect
asset	bulk	contact	duplicate	form		inspection
assets	bulletin	create	dynamic	gas		inspections
automotive		custom	error	general		integrity
		customize	explorer	getting		interface
				group		internet
				guide		site

# \*NEW\* Contact Form

**Parker**

PTS Essential   Message Center (3)   Support  
Support Center  
**Contact Us**

## CONTACT FORM

Comments? Questions? Complete the form below and a member of our support team will be glad to help.

All fields are required.

\*Name:

Email To:

\*Company:

\*Subject:

\*Email Address:

\*Phone Number:

\*Comments/Questions (500 character limit):



# Why did Parker add Dynamic Assets to PTS?

- Allows users to tag any asset
- Single asset management source
- Provides a solution today as more Parker Divisions adopt PTS.
- Warranty and Service Events



# Adding General Printers:

ACCOUNT INFO

Required Field <sup>Ⓜ</sup>

Account Info Account Config. User Info User Config. PTS Pro Notifications User Management Group Management Directed Printing

**General**

Mark Private       Admin Lock Records

Printer 1      PTSHPD4IN      Label Format      GeneralLabel.lwl

Printer 2      PTSHPD8IN      Label Format      GeneralLabel2.lwl +

**HOSE**

Print Duplicates       Length (in.) >= 25       Part OD (xx/16 in.) >= 32

Printer 1 (4")      PTSHPD4IN      Label Format      PartLabel.lwl

Printer 2 (8")      PTSHPD8IN      Label Format      PartLabel.lwl +

Custom Data Defaults      For Replacment      or Service      1-800-C-Parker

Custom Data 1 Override            Prefix 1     

Custom Data 2 Override            Prefix 2     


Custom Data 3 Override            Prefix 3     



# New Label and Formats:

- Available from Snively Inc
- Same printer and ribbon used for HPD PTS labels
- 2" x 1" Zebra PolyPro 4000T
- Spec sheet on support page
- Recommended application:
  1. Clean surface
  2. Apply label
  3. Apply clear cover (PT-B-61-30480 available from HPD)



## Specification Sheet PolyPro 4000T

**Features:**

- Thermal transfer, matte Kimdura® polypropylene label with a permanent acrylic adhesive
- Good smear/scratch resistance
- Excellent chemical resistance
- This material is suitable for fanfolding
- Available in white (05178RM)

**Suggested Applications:**

- Chemical drum labeling
- UID compliance product labeling
- Medical device labeling
- Capital asset labeling
- Automotive labeling
- Appliance rating plate labeling
- Test tube labeling

**Material Construction:**

	Description	Caliper
Facestock	White matte topcoated polypropylene	4.2 mil
Adhesive	High-performance, acrylic-based	1.0 mil
Liner	50 lb. semi-bleached, kraft stock	3.0 mil
Total		8.2 mil +/- 10%

**Temperature Performance:**

- Minimum Application Temperature: 10° F (-12° C)
- Service Temperature: -40° F to 250° F (-40° C to 121° C)
- Storage Conditions: 32° F to 70° F (0° C to 21° C) at 35% to 50% RH
- Expected Exterior Life: 2 years



GeneralLabel.lwl



GeneralLabel2.lwl

# ***New Label Testing:***



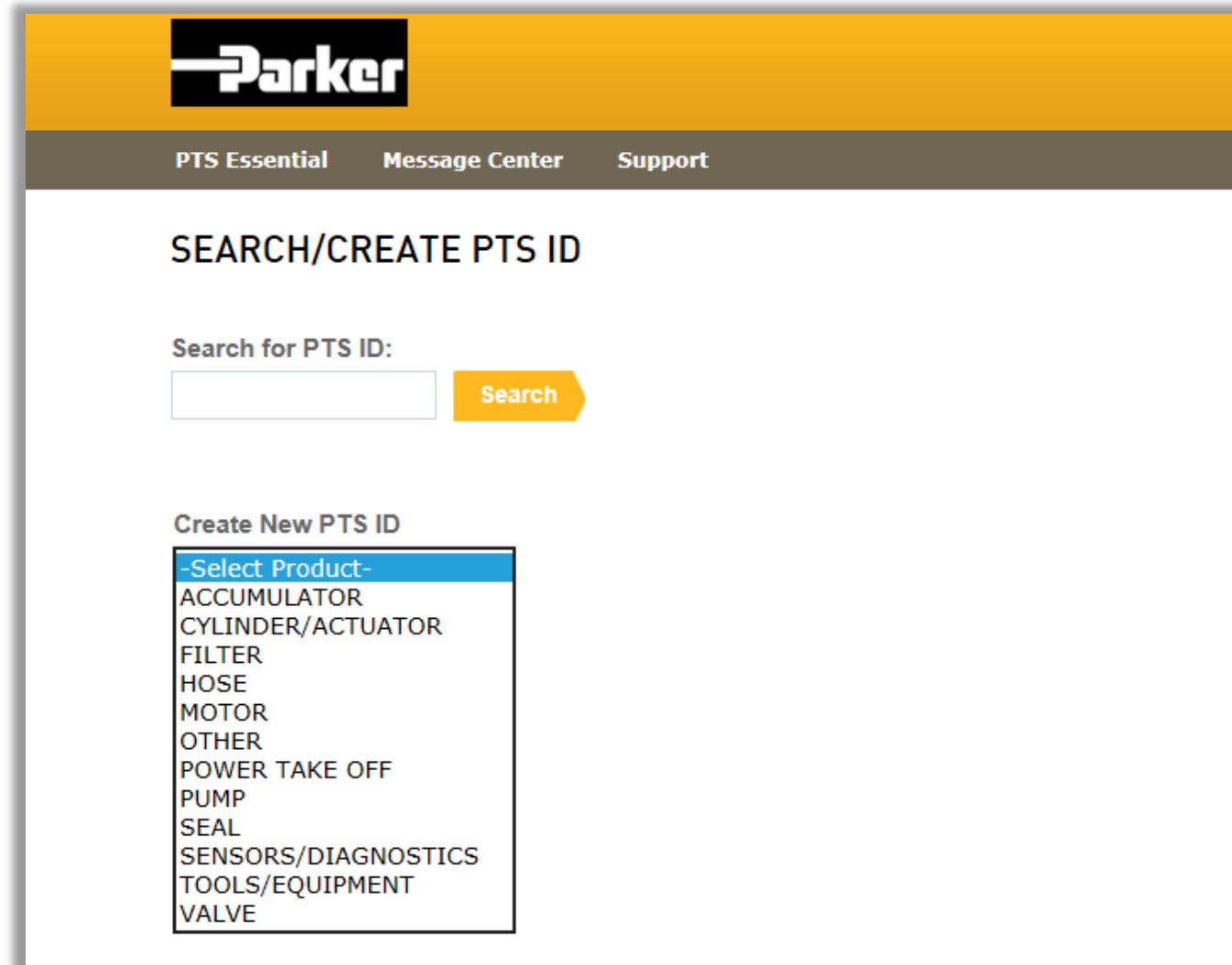
# Ways to Create a Dynamic Asset:

- Search/Create
- Kits
- Pre-Printed





# Creating a Dynamic Asset – Search/Create:



**Parker**

PTS Essential   Message Center   Support

## SEARCH/CREATE PTS ID

Search for PTS ID:

Search

Create New PTS ID

- Select Product-
- ACCUMULATOR
- CYLINDER/ACTUATOR
- FILTER
- HOSE
- MOTOR
- OTHER
- POWER TAKE OFF
- PUMP
- SEAL
- SENSORS/DIAGNOSTICS
- TOOLS/EQUIPMENT
- VALVE

# Creating a Dynamic Asset – Customer Info:

Will be an  
“identical”  
match to  
Hose

### Search/Create PTS ID

PTS ID:

Originator:	Brand X Hose Co.	Registration Date:	8/10/2016	Service History:	Yes (View)
Product Type:	VALVE	Commission Date:	7/26/2016	Monitored Asset:	
Mfgr Date:	7/6/2016	Warranty:	Original		
Part Number:	D1VA004EV4L	Warranty Exp.:	9/7/2018		
Serial Number:	HVD12345				
Description:	<input checked="" type="checkbox"/> Private				

Image Not Found

---

**Customer Info** | Bill of Material | Alt Bill of Material | Application Data | Service/Warranty | Replacement Details

Order Source	<input type="text" value="037100"/>	Brand X Hose Co.	<input type="button" value="History"/>
Ship as Part #	<input type="text" value="D1VA004EV4L"/>		<input type="button" value="Move"/>
Order Number	<input type="text" value="743276234"/>	Release	<input type="text"/>
Customer PO #	<input type="text" value="PO09745"/>		
		<input checked="" type="checkbox"/> Same as Billing information.	
Customer #	<input type="text" value="654321"/>	Ship To #	<input type="text"/>
Name	<input type="text" value="Parker Hannifin"/>	Name	<input type="text" value="Parker Hannifin"/>
Address	<input type="text" value="6035 Parkland Boulevard"/>	Address	<input type="text" value="6035 Parkland Boulevard"/>
	<input type="text"/>		<input type="text"/>
	<input type="text"/>		<input type="text"/>
City	<input type="text" value="Cleveland"/>	City	<input type="text" value="Cleveland"/>
State/Prov/Reg	<input type="text" value="OH"/>	State/Prov/Reg	<input type="text" value="OH"/>
Zip/Postal Code	<input type="text" value="44121-4141"/>	Zip/Postal Code	<input type="text" value="44121-4141"/>
Country	<input type="text" value="USA"/>	Country	<input type="text" value="USA"/>
Contact Name	<input type="text" value="Kyle Gerhardstein"/>		
Email	<input type="text" value="kgerhardstein@parker.com"/>		
Phone	<input type="text" value="(216)896-3078"/>	Fax	<input type="text"/>
		Mobile	<input type="text"/>



# Creating a Dynamic Asset – Bill of Material:

Tab has been modified, however will become fairly consistent with Hose

Search/Create PTS ID

PTS ID: 2SF4XS1U

View in Asset Mgmt Done Update Replace Duplicate Reprint Cancel

Originator: Brand X Hose Co. (i) Registration Date: 8/10/2016 Service History: Yes (View)  
 Product Type: VALVE Commission Date: 7/26/2016 Monitored Asset:  
 Mfr Date: 7/6/2016 Warranty: Original  
 Part Number: D1VA004EV4L Warranty Exp.: 9/7/2018  
 Serial Number: HVD12345  
 Description:  Private

Image Not Found

Customer Info: **Bill of Material** Alt Bill of Material Application Data Service/Warranty Replacement Details

Model #:   
 Part #: D1VA004EV4L  
 Serial #: HVD12345  
 Customer Part #: Valve123

Mfr Date: 7/6/2016  
 Registration Date: 8/10/2016  
 Commission Date: 7/26/2016  
 Ship Date: 7/11/2016

Label

Custom Data 1: For Service Default  
 Custom Data 2: Call 1-800-C-Parker Browse...  
 Custom Data 3: Memorize

Component Part	Quantity	Length U/M	QC Code
Seal Material: FKM *Unknown	5	PC	47795D
Spool Position: 2 positions *Unknown	0		
Spool Code: 4 *Unknown	0		
Mounting Bracket: MB876546 *Unknown	1		

Comment: PRESSURE TESTED 7/8/2016 BY JOHN DOE



# Creating a Dynamic Asset – Alt Bill of Material:

**Search/Create PTS ID**

**PTS ID** 2SF4XS1U View in Asset Mgmt Done Update Replace Duplicate Reprint Cancel

Originator: Brand X Hose Co. i      Registration Date: 8/10/2016      Service History: Yes (View)  
 Product Type: VALVE      Commission Date: 7/26/2016      Monitored Asset:  
 Mfgr Date: 7/6/2016      Warranty: Original  
 Part Number: D1VA004EV4L      Warranty Exp.: 9/7/2018  
 Serial Number: HVD12345  
 Description:  Private

Image Not Found

Customer Info Bill of Material **Alt Bill of Material** Application Data Service/Warranty Replacement Details

**Alt Mfgr Name** Eaton Aeroquip Weatherhead   
**Name**   
**Part Number #** DG4V3   
**Product Line**   
**Notes** Eaton DG Valves are available with various methods of actuati   
**Identified Date** 5/17/2016

Component Part	Quantity	Length U/M	QCCode
Mounting Bracket: MB8754	1	PC <input type="text"/>	<input type="text"/> <span style="color: red;">✘</span>
<input type="text"/>	<input type="text"/>	<input type="text"/>	<input type="text"/>
<input type="text"/>	<input type="text"/>	<input type="text"/>	<input type="text"/>
<input type="text"/>	<input type="text"/>	<input type="text"/>	<input type="text"/>
<input type="text"/>	<input type="text"/>	<input type="text"/>	<input type="text"/>
<input type="text"/>	<input type="text"/>	<input type="text"/>	<input type="text"/>
<input type="text"/>	<input type="text"/>	<input type="text"/>	<input type="text"/>
<input type="text"/>	<input type="text"/>	<input type="text"/>	<input type="text"/>
<input type="text"/>	<input type="text"/>	<input type="text"/>	<input type="text"/>
<input type="text"/>	<input type="text"/>	<input type="text"/>	<input type="text"/>



# Creating a Dynamic Asset – Application Data:

Product Type is matched to customized “Attributes” for each product in the drop down menu

Search/Create PTS ID

PTS ID: 2SF4XS1U View in Asset Mgmt Done Update Replace Duplicate Reprint Cancel

Originator: Brand X Hose Co. i Registration Date: 8/10/2016 Service History: Yes (View)  
Product Type: VALVE Commission Date: 7/26/2016 Monitored Asset:  
Mfg. Date: 7/8/2016 Warranty: Original  
Part Number: D1VA004EV4L Warranty Exp.: 9/7/2018  
Serial Number: HVD12345  
Description:  Private

Image Not Found

Customer Info | Bill of Material | Alt Bill of Material | **Application Data** | Service/Warranty | Replacement Details

**Location Data**

Location 1: Plant B Location 2: Line 10  
Equipment: Injection Molder VIN/Machine#: IM09758

**Application Data**

App. Inlet: <Inlet> <Inlet Description> App. Outlet: <Outlet> <Outlet Description>  
Media: Petroleum-Based Hydraulic Oils Media Temp.: 38°C-68°C (100°F-154°F)  
Environment: INSIDE Env. Temp.: 0°C-37°C (32°F-99°F)  
Pressure: 1500-3000 psi (104 - 207 bar) Cumulative Runtime: 100 hours per Years  
Criticality: Med Repair:  Shop  Field

**Asset Management Settings**

Inspect Cycle: 9/7/2017 1 Years From: Create Date 9/7/2016  
Inspect Template: Template (Med) Inspection Count: 1  
Replace Date: 9/7/2021 5 Years From: Create Date 9/7/2016

**Attachments**

Attachment:  Browse... Upload

File Name	Date	Size	Privacy	
61594.pdf	9/7/2016	3768 KB	<input type="radio"/> Public <input checked="" type="radio"/> Private	



# Creating a Dynamic Asset – Service/Warranty:

Tab is completely new for Dynamic Asset environment.

Search/Create PTS ID

PTS ID: 2SF4XS1U

View in Asset Mgmt Done Update Replace Duplicate Reprint Cancel

Originator: Brand X Hose Co. Registration Date: 8/10/2016 Service History: Yes (View)  
Product Type: VALVE Commission Date: 7/26/2016 Monitored Asset:  
Mfgr Date: 7/6/2016 Warranty: Original  
Part Number: D1VA004EV4L Warranty Exp.: 9/7/2018  
Serial Number: HVD12345  
Description:  Private

Image Not Found

Customer Info Bill of Material Alt Bill of Material Application Data **Service/Warranty** Replacement Details

Service Event

Event Type: -- Select --  
Service Status: Commissioning/Installing  
Inspection  
Factory Service  
Calibration  
Other  
Notes: Preventative Maintenance  
Replacement  
Linked File: Required or Scheduled Maintenance  
Warranty Service

Browse... Upload

Clear Add Event

Service Event History

User ID	Company Name	Inspection Date	Event Type	Template	Status
Brand X Hose Co.	Brand X Hose	09/07/2016 1:36PM	Calibration		PASS

Warranty Entry

Warranty: Original Expire Date: 9/7/2018  
Order #: 743276234 Type: Given



# Creating a Dynamic Asset – Replacement Details:

Will be an  
“identical”  
match to  
Hose

**Search/Create PTS ID**

PTS ID:


Originator: Brand X Hose Co.       Registration Date: 8/10/2016      Service History: Yes (View)  
Product Type: VALVE      Commission Date: 7/26/2016      Monitored Asset:  
Mfgr Date: 7/6/2016      Warranty: Original  
Part Number: D1VA004EV4L      Warranty Exp.: 9/7/2018  
Serial Number: HVD12345  
Description:  Private

Image Not Found

**Customer Info** **Bill of Material** **Alt Bill of Material** **Application Data** **Service/Warranty** **Replacement Details**

Reason:

Other Reason:


Replacement Notes:

REF#:

Attachment

PTS ID	Creation Date	Replacement Date	Age	Replacement Reason
2SF4XS1U	9/7/2016 11:05:53 AM		0	

# Creating a Dynamic Asset – Print Screen:

 **PTS Print**

**Print Quantity**         **Duplicates**

Attach PTS list to batch print

**Label**

**Custom Data 1**

**Custom Data 2**

**Custom Data 3**

**Asset Management**

**Criticality**

**Inspection Cycle**          **From**

**Inspection Template**         Set Inspection at Print

**Replacement Cycle**          **From**

Set Replacement at Print

**Label Printer**        **Label Format**





# Creating a Dynamic Asset – Kits:

**Parker**

Admin   PTS Pro   PTS Essential   Message Center   Support

## SEARCH/CREATE KIT ID

Search For  
KIT ID 








Create New  
KIT ID 

<Kit Code>   <Kit Description>   <Customer Number>

\* Search for Kits or select Create New to add    Current Account only

# Creating a Dynamic Asset – Kits:

The screenshot shows the Parker PTS Documentation website interface. The top navigation bar includes the Parker logo, 'PTS Documentation', 'Spaces', 'People', and a 'Create' button. The left sidebar contains a navigation menu with 'Pages', 'Blog', 'Resources', and a 'PAGE TREE' section listing 'Welcome to the Support Center', 'Documentation', 'Downloads' (with sub-items 'PTS Bomgar Support', 'Loftware Downloads', and 'Templates'), 'Hardware', 'Media', 'Resources/Links', 'Locations', 'Marketing', and 'PTS Knowledge Base'. The main content area is titled 'Templates' and includes a breadcrumb 'Pages / ... / Downloads' and a sub-header 'Created by Amanda Chiancone, last modified on Aug 25, 2016'. Below this is a table with the following data:

Template	Function	Product Use	Upload Location	Download	Quick Reference Guide
Essential Template	Kits	Hose	Seach/Create Kit ID		KITS
Essential Template	Pre-Print	Hose	Imports		Using Pre-Print Template
Pro Template	Kits	Hose	Search/Create Kit ID		KITS
Pro Template	Pre-Print	Hose	Imports		Using Pre-Print Template
Import Template	Replacements	Hose/General	Imports		Using Import Replacements
General Pre-Print Template	Pre-Print	General	Imports		Using Pre-Print Template
General Kit Template	Kits	General	Search/Create Kit ID		KITS - General



# Creating a Dynamic Asset – Kits:

	A	B	C	D	E	F	G	H	I	J	K	L	M	N
	Qty	Kit Description	Product Type	Part # *MaxLength = 35	Serial # *MaxLength = 30	Customer Part # *MaxLength = 18	Component 1 Part # *MaxLength = 35	Component 2 Part # *MaxLength = 35	Component 3 Part # *MaxLength = 35	Component 4 Part # *MaxLength = 35	Component 5 Part # *MaxLength = 35	Component 6 Part # *MaxLength = 35	Component 7 Part # *MaxLength = 35	Component 8 Part # *MaxLength = 35
1	1		Accumulator	BT15B5TF04A1	1234567890	BT-123	Component 1 Part #	Oil Service	Component 3 Part #	5,000 psi	#12 ( 1-1/16"-12 )	SAE	Code 62 Flange	Component 8 Part # Cc
2	1		Cylinder/Actuator	HY03-1880-2\US	987654321	CylActu123	Cylinder Component 1	Markets and Applica	3000 psi (207 bar)	Component 4 Part #	Maximum operating p	Component 6 Part #	Component 7 Part #	Component 8 Part # Sp
3	1		Filter	JS2B-WSN	SAE-6	J-Series High Pres	Element	FFC-112	Element	FFC-113	Element	FFC Series Replacemer	Element(s)	Replacement Cc
4	1		Motor	PGM 511	Serial #	505 and 511 Models	500 to 4000	-0.25 absolute	up to 250 (3500 psi)	SAE splined or keye	0.37 to 1.89 cir)	NBR, FPM [FKM]	Motor	high pressure alumi ex
5	1		Other	Part #	Serial #	Customer Part #	Component 1 Part #	Component 2 Part #	Component 3 Part #	Component 4 Part #	Component 5 Part #	Component 6 Part #	Component 7 Part #	Component 8 Part # Cc
6	1		Power Take Off	452 Series	Chelsea 452 Serie	Chelsea PTO	Power Take Offs	6-Bolt	Mechanical	1-1/4" Round w/key	500 RPM: 13, 1000 RPM	500 RPM: 10, 1000 RPM	Two Year Warranty	Component 8 Part # 1-
7	1		Pump	Part 108 Series	108 Series		108 34 - 5.3 L (.09 - 1.5 gallo	Component 2 Part #	Pressures to 241 bar	Single- or bi-directi	Several hydraulic circ	Component 6 Part #	Component 7 Part #	patient handling Cc
8	1		Seal	V0709-90	(V0709-90)	90 Durometer O-Ring	Super O-Lube	Parker 200 PSI Trans	O-Ring Removal Too	N0674-70	AS568	V0884-75	37 popular AS568	Parker's fluorocarbc (C
9	1		Sensors/Diagnostics	Sensor	Diagostic	Reading	Electronically	From	To	Source	XML	Java	Component 7 Part #	Component 8 Part # Cc
10	1		Tools/Equipment	Hammer	Nails	Adding asset tags to tool	No longer losing items	Important to track w	Equipment is expen	Can buy at your loca	Do not use equip for p	Belongs in the machine	Component 7 Part #	Component 8 Part # Cc
11	1		Valve	GS048610N	Bi-directional	Non-Detented	EX-M05 ValveMaster®	HY11-3500/UK.	MSGI Series	#4 SAE	-40°C to +204°C (-40°F	Card Holders, Series K	Series 300	744 4-WAY, CYLINDF PT
12														
13														

# Creating a Dynamic Asset – Kits:

SEARCH/CREATE KIT ID

**Kit Data**

# Creating a Dynamic Asset – Kits:

SEARCH/CREATE KIT ID

Kit Data    Done

Import Kit

---


Order Info

Print All Print Selected Export PTS ID  Add Item

	Line #	Description	Customer Part	Mfgr Part	Product Type	Qty				
<input type="checkbox"/>	001	07DD1735	07DD1735-010	471TC05JC060606-172	HOSE	1				
<input type="checkbox"/>	002	07DD1735	07DD1735-020	471TC05JC060606-172	HOSE	1				
<input type="checkbox"/>	003	2	BT-123	BT15B5TF04A1	Accumulators	1				
<input type="checkbox"/>	004	2	J-Series High Pres	JS2B-WSN	Filter	1				
<input type="checkbox"/>	005	2	505 and 511 Models	PGM 511	Motor	1				
<input type="checkbox"/>	006	2	108	Part 108 Series	Pump	1				
<input type="checkbox"/>	007	2	Reading	Sensor	Sensors/Diagnostics	1				
<input type="checkbox"/>	008	2	Non-Detented	GS048610N	Valve	1				

# Creating a Dynamic Asset – Kits:

SEARCH/CREATE KIT ID

 **PTS Print**

Kit Code: Power Unit  
Description: Power Unit  
Mfg Part: <All>  
Print Quantity: 1  
Hose Settings:  Print Duplicates  
**General Settings: 1  Print Duplicates**  
 Attach PTS ID List to batch print

**MASTER TAG**  
Custom Data:   
 Master Tag

**Label**  
Custom Data 1:   
Custom Data 2:   
Custom Data 3:   
 Override all


**Asset Management**  
Criticality:   
Inspection Cycle: From 9/8/2016  Set Inspection at Print  
Inspection Template:   
Replacement Cycle: From 9/8/2016  Set Replacement at Print  
 Override Asset Mgmt.

Printer 1 (4"): PTSHPD4IN Label Format: partlabel.lwl  
Printer 2 (8"): PTSHPD8IN Label Format: partlabel.lwl  
**General Printer: PTSHPD4IN Label Format: GeneralLabel.lwl**



# Creating a Dynamic Asset – Pre-Print:

PTS PRE-PRINT

 **PTS Pre-Print**

**Account Name**

**Account Number**

**Print Quantity**

**Copies**

**Label**



<b>Custom Data 1</b>	<input type="text" value="For Service"/>
<b>Custom Data 2</b>	<input type="text" value="Call 1-800-C-Parker"/>
<b>Custom Data 3</b>	<input type="text"/>


**Label Printer**

**Label Format**

# Creating a Dynamic Asset – Pre-Print:

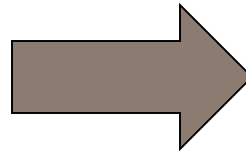
**NOT ASSIGNED**

From   To  

Search  

1 2 3 4 5 6 7 8 9 10 ...

PTS ID	Creation Date	
YS7YKA4O	8/31/2016 4:18:38 PM	<input checked="" type="checkbox"/>
ZWJJWYQB	8/31/2016 4:18:38 PM	<input checked="" type="checkbox"/>
ZXBC64CE	8/31/2016 4:18:37 PM	<input checked="" type="checkbox"/>
KRB1CDF2	8/31/2016 4:18:37 PM	<input checked="" type="checkbox"/>
N19CYL54	8/31/2016 4:18:37 PM	<input type="checkbox"/>
XRNV63Q	8/31/2016 4:18:37 PM	<input type="checkbox"/>
GNDMQPUF	8/31/2016 4:18:37 PM	<input type="checkbox"/>
WRLYPOXD	8/31/2016 4:18:37 PM	<input type="checkbox"/>
SA6E1S1K	8/31/2016 4:18:37 PM	<input type="checkbox"/>



**Select a Product**

PTS ID Qty: 1








Product:

- Select Product-
- ACCUMULATOR
- CYLINDER/ACTUATOR
- FILTER
- HOSE
- MOTOR
- OTHER
- POWER TAKE OFF
- PUMP
- SEAL
- SENSORS/DIAGNOSTICS
- TOOLS/EQUIPMENT
- VALVE



# Creating a Dynamic Asset – Pre-Print:

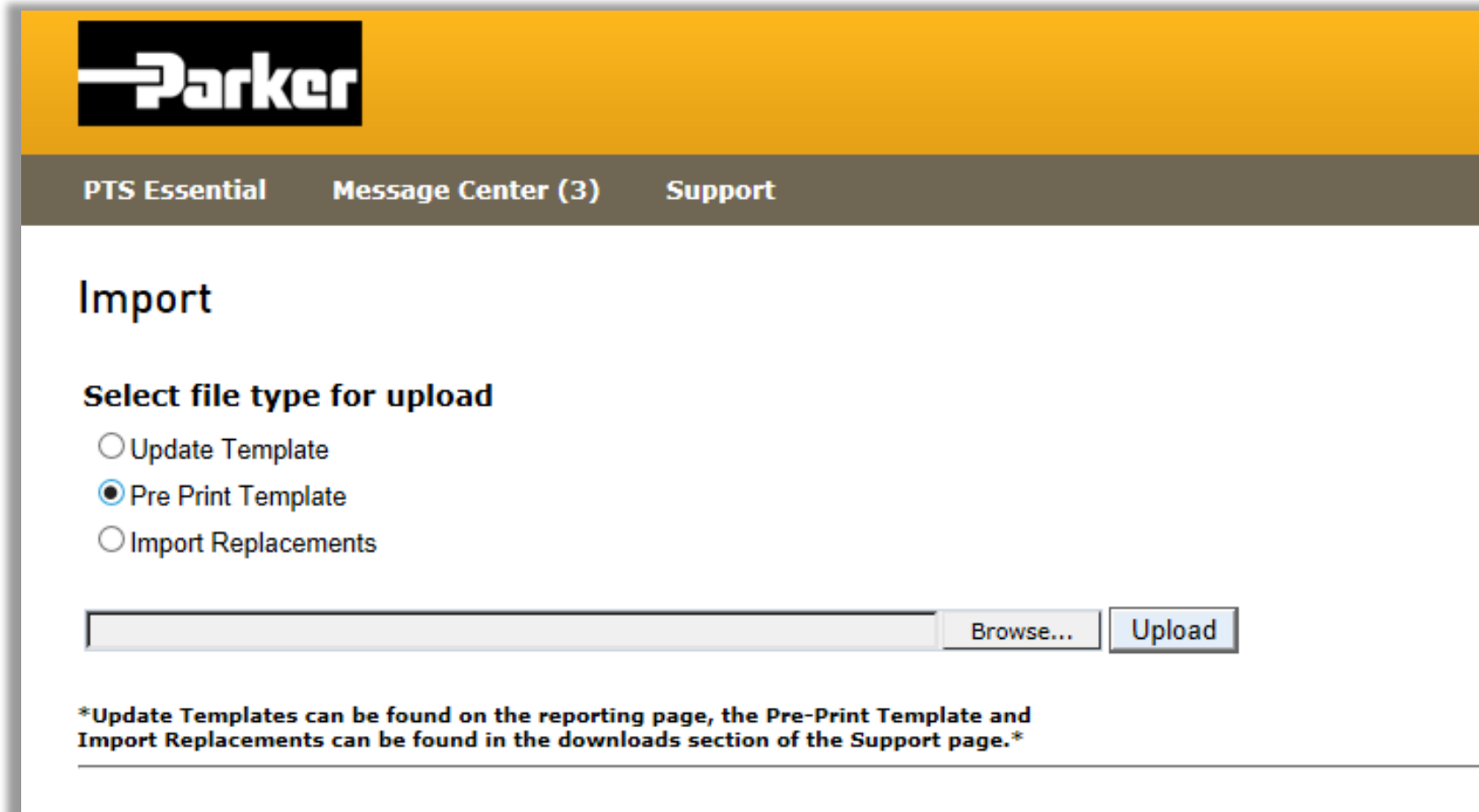
The screenshot shows the Parker PTS Documentation website interface. The top navigation bar includes the Parker logo, 'PTS Documentation', 'Spaces', 'People', and a 'Create' button. The left sidebar contains navigation options like 'Pages', 'Blog', 'Resources', and a 'PAGE TREE' with categories such as 'Welcome to the Support Center', 'Documentation', 'Downloads', 'Marketing', and 'PTS Knowledge Base'. The main content area is titled 'Templates' and includes a breadcrumb 'Pages / ... / Downloads' and a sub-header 'Created by Amanda Chiancone, last modified on Aug 25, 2016'. Below this is a table listing various templates.

Template	Function	Product Use	Upload Location	Download	Quick Reference Guide
Essential Template	Kits	Hose	Search/Create Kit ID		KITS
Essential Template	Pre-Print	Hose	Imports		Using Pre-Print Template
Pro Template	Kits	Hose	Search/Create Kit ID		KITS
Pro Template	Pre-Print	Hose	Imports		Using Pre-Print Template
Import Template	Replacements	Hose/General	Imports		Using Import Replacements
General Pre-Print Template	Pre-Print	General	Imports		Using Pre-Print Template
General Kit Template	Kits	General	Search/Create Kit ID		KITS - General

# Creating a Dynamic Asset – Pre-Print:

	A	B	C	D	E	F	G	H	I	J	K	L	M	N
1	PTS ID <small>*Format: 999</small>	Product Type	Part # <small>*MaxLength = 35</small>	Serial # <small>*MaxLength = 30</small>	Customer Part # <small>*MaxLength = 18</small>	Component 1 Part # <small>*MaxLength = 35</small>	Component 2 Part # <small>*MaxLength = 35</small>	Component 3 Part # <small>*MaxLength = 35</small>	Component 4 Part # <small>*MaxLength = 35</small>	Component 5 Part # <small>*MaxLength = 35</small>	Component 6 Part # <small>*MaxLength = 35</small>	Component 7 Part # <small>*MaxLength = 35</small>	Component 8 Part # <small>*MaxLength = 35</small>	Component 9 Part # <small>*MaxLength = 35</small>
2	Q1GBS7ZV	Accumulators	BT15B5TF04A1	1234567890	BT-123	Component 1 Part #	Oil Service	Component 3 Part #	5,000 psi	#12 ( 1-1/16"-12 )	SAE	Code 62 Flange	Component 8 Part #	Component 9 Part #
3	Q3ZXPBLF	Cylinder/Actuator	HY03-1880-2\US	987654321	CylActu123	Cylinder Component 1	Markets and Applica	Component 4 Part #	3000 psi (207 bar)	Maximum operating p	Component 6 Part #	Component 7 Part #	Component 8 Part #	Space/rocket launch tov
4	H2AS1I6U	Filter	S2B-WSN	SAE-6	J-Series High Pres	Element	FFC-112	Element	FFC-113	Element	FFC Series Replacemer	Element(s)	Replacement	Component 9 Part #
5	KK6Y8OIP	Motor	PGM 511	Serial #	505 and 511 Models	500 to 4000	-0.25 absolute	up to 250 (3500 psi)	SAE splined or keye	0.37 to 1.89 cir)	NBR, FPM [FKM]	Motor	high pressure alumi	external gear
6	TIS7YWPB	Other	Part #	Serial #	Customer Part #	Component 1 Part #	Component 2 Part #	Component 3 Part #	Component 4 Part #	Component 5 Part #	Component 6 Part #	Component 7 Part #	Component 8 Part #	Component 9 Part #
7	TQQ3F9BH	Power Take Off	S2 Series	Chelsea 452 Seri	Chelsea PTO	Power Take Offs	6-Bolt	Mechanical	1-1/4" Round w/key	500 RPM: 13, 1000 RPM	500 RPM: 10, 1000 RPM	Two Year Warranty	Component 8 Part #	1-1/4" Round w/key
8	W644XZIN	Pump	Part 108 Series	108 Series	108	34 - 5.3 L (.09 - 1.5 gallo	Component 2 Part #	Pressures to 241 bar	Single- or bi-directi	Several hydraulic circ	Component 6 Part #	Component 7 Part #	patient handling	Component 9 Part #
9	NHBXQX45	Seal	V0709-90	(V0709-90)	90 Durometer O-Ring	Super O-Lube	Parker 200 PSI Transl	O-Ring Removal Too	N0674-70	AS568	V0884-75	37 popular AS568	Parker's fluorocarbc	(O-LUBE)

# Creating a Dynamic Asset – Pre-Print:



The screenshot shows the Parker software interface. At the top left is the Parker logo. Below it is a navigation bar with 'PTS Essential', 'Message Center (3)', and 'Support'. The main content area is titled 'Import' and contains a section 'Select file type for upload' with three radio button options: 'Update Template', 'Pre Print Template' (which is selected), and 'Import Replacements'. Below these options is a file input field with 'Browse...' and 'Upload' buttons. At the bottom, there is a note: '\*Update Templates can be found on the reporting page, the Pre-Print Template and Import Replacements can be found in the downloads section of the Support page.\*'

**Parker**

PTS Essential    Message Center (3)    Support

## Import

**Select file type for upload**

Update Template

Pre Print Template

Import Replacements

\*Update Templates can be found on the reporting page, the Pre-Print Template and Import Replacements can be found in the downloads section of the Support page.\*



PTS Support = [support@parkertracking.atlassian.net](mailto:support@parkertracking.atlassian.net)

**Thank You.**



PTS Support = [support@parkertracking.atlassian.net](mailto:support@parkertracking.atlassian.net)

