



# Parker Tracking System

---

## PTS Pro: Asset Group Maintenance

Fast. Easy. Accurate.

Release 7.16 | Version 1

**Parker Hannifin Corporation**

Copyright © 2016 Parker Hannifin Corporation

## Table of Contents

PTS Pro Asset Group Maintenance .....	2
1: Asset Management Navigation.....	3
2: Asset Management Search.....	4
3: Maintain .....	5
4: Update Changes .....	6

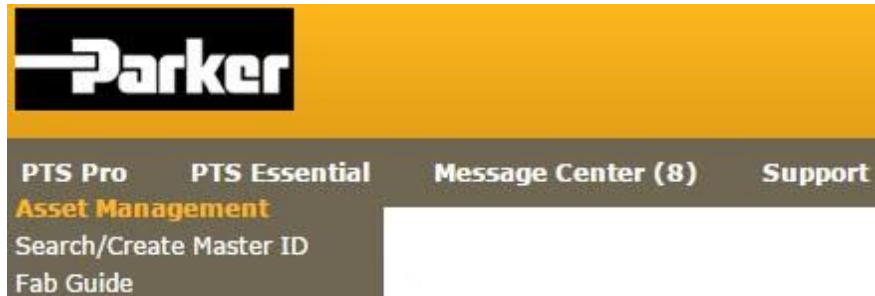
## PTS Pro Asset Group Maintenance

**Notice:**

*The Pro module is a subscription based function of PTS and is only available to users that are enrolled; for additional information regarding Pro subscription please contact your PTS representative.*

## 1: Asset Management Navigation

Begin by clicking the link titled '**Asset Management**' in the PTS Pro navigation toolbar.



## 2: Asset Management Search

Perform an asset search using the instructions from the 'Pro Search for Asset(s)' module and *click* 'Search.'

### ASSET MANAGEMENT

**Search Parameters**

Selection: Inspections Clear All Fields

Date Range: From  To  Search

Scheduled  Unscheduled  Completed  All

Inspection Template: Any

Inspection Status:  Pass  Fail  All

Product:Modifier: \*All

**FILTER ATTRIBUTES**

Location 1: \*All

Location 2: \*All

Customer #: \*All

Ship #: \*All

Mfgr Part: \*All

Customer Part: \*All

Base Part: 451TC-10

PO Number: \*All

Criticality: \*All

Equipment: \*All

Vin/Serial Number: \*All

QC Code: \*All

Order Number:  Release:

PTS ID:

Select All Maintain Export Inspect Reprint DataBook Assign Owner Master Tag Replace

**Total Assets: 9**

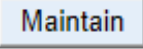
\* Asterisk indicates the ID is part of a Master Tag. Export to view details.

1

PTS ID	Location 1	Crit.	Equip.	Product:Modifier	Next Insp.	Replace			
	Location 2		Vin/Serial	Assembly					
<input type="checkbox"/> 30E135UM	722803			HOSE					
	NU FLOW MIDWEST		EB000052						
<input checked="" type="checkbox"/> HGA7BTHO	Building 1	Med	equip	HOSE	10/30/2016	10/30/2020			
	Free text		123456						
<input checked="" type="checkbox"/> 4DF94MXF		Med	equip	HOSE	10/30/2016	10/30/2020			
			123456						

Select a group of records to maintain by clicking the check boxes next to each asset or by *clicking* the 'Select All' button.

### 3: Maintain

Once assets are selected, *click* the  button to view the common attributes.

#### ASSET MANAGEMENT

Search Parameters


**Total Assets: 9**

\* Asterisk indicates the ID is part of a Master Tag. Export to view details.

1



PTS ID	Location 1	Crit.	Equip.	Product:Modifier	Next Insp.	Replace			
	Location 2		Vin/Serial	Assembly					
<input type="checkbox"/> 30E135UM	722803 NU FLOW MIDWEST		EB000052	HOSE					
<input checked="" type="checkbox"/> HGA7BTHO	Building 1 Free text	Med	equip 123456	HOSE	10/30/2016	10/30/2020			
<input checked="" type="checkbox"/> 4DF94MXF		Med	equip 123456	HOSE	10/30/2016	10/30/2020			

## 4: Update Changes

Make changes or additions to any of the fields above. Users may choose options from the drop down menus or click the  icon to enter information manually.

After completing all modifications, click  to confirm.

### ASSET MANAGEMENT

<b>Location 1</b>	Building 1	
<b>Location 2</b>	Free text	
<b>Equipment</b>	equip	
<b>Vin/Serial Number</b>	123456	
<b>Application Inlet</b>	Valve	<Inlet Description>
<b>Application Outlet</b>	Filter	desc
<b>Media</b>	Air	
<b>Media Temp.</b>	38°C-68°C (100°F-154°F)	
<b>Environment</b>	INSIDE	
<b>Environment Temp</b>	0°C-37°C (32°F-99°F)	
<b>Pressure</b>	350-750 psi (24 - 52 bars)	
<b>Bend Radius</b>		
<b>Repair</b>	<input type="radio"/> Shop <input checked="" type="radio"/> Field	
<b>Criticality</b>	Med	
<b>Inspect Cycle</b>	10/30/2016	1 Years From Create Date 10/30/2015
<b>Inspection Template</b>	Standard Insp Template	
<b>Replacement Cycle</b>	None	From Create Date 10/30/2015
<b>Registration Date</b>	Brazil CE500 model <b>Front Axel</b> Standard Insp Template test	

Changes will affect all of the records selected on the previous screen.