



# Parker Tracking System

---

## PTS Pro: Search for Assets

Fast. Easy. Accurate.

Release 7.16 | Version 1

**Parker Hannifin Corporation**

Copyright © 2016 Parker Hannifin Corporation

## Table of Contents

PTS Pro Search for Assets.....	2
1: Navigation .....	3
2: Asset Management Search.....	4
3: Parameter Selection.....	5
4: Search .....	6
5: Asset Selection .....	6
6: Asset Management Toolbar Options.....	7
7: Clear Search Parameter.....	7

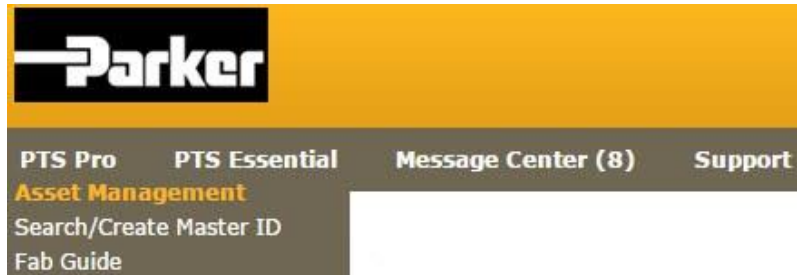
## PTS Pro Search for Assets

**Notice:**

*The Pro module is a subscription based function of PTS and is only available to users that are enrolled; for additional information regarding Pro subscription please contact your PTS representative.*

## 1: Navigation

Begin by clicking the link titled 'Asset Management' in the PTS Pro navigation toolbar.



## 2: Asset Management Search

The Asset Management main menu will appear. Select fields from the search parameters to establish criteria for an asset search.

### ASSET MANAGEMENT

**Search Parameters**

Selection: Inspections Clear All Fields

Date Range: From  To  Search

Scheduled  Unscheduled  Completed  All

Inspection Template: Any

Inspection Status:  Pass  Fail  All

Product:Modifier: \*All

**FILTER ATTRIBUTES**

Location 1: \*All

Location 2: \*All

Customer #: \*All

Ship #: \*All

Mfgr Part: \*All

Customer Part: \*All

Base Part: \*All

PO Number: \*All

Criticality: \*All

Equipment: 121715AC, 121715CYL, 121715V2, 122015ACGC, 122015ACGDATA, 122115GCAC1

Vin/Serial Number: 123, 123235, 12344, 12345, 12346, 123456, 1691971/000, 2314213, 2500111, 26262626, 4502301219, 4503481058, 494660

QC Code:



Order Number:

PTS ID:

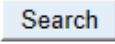
Release:

Select All Maintain Ex DataBook Assign Owner Mi

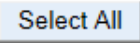
### 3: Parameter Selection

<b>Date Range</b>	Click on the  icons to choose a start and end date to search or type a date manually.
Narrow the search by clicking;	<ul style="list-style-type: none"> <li>• <input type="radio"/> <b>Scheduled</b> will limit results to assets with upcoming scheduled replacements.</li> <li>• <input type="radio"/> <b>Unscheduled</b> option will result assets without inspection/ replacement dates</li> <li>• <input type="radio"/> <b>Completed</b> To view assets that have been inspected</li> <li>• <input checked="" type="radio"/> <b>All</b> to include all categories</li> </ul>
<b>Inspection Template</b>	Select an inspection template (see module ' <b>Pro Customize Inspection Templates</b> ') from the drop down list to only search for assets using specific inspection templates.
<b>Inspection Status</b>	Limits the search to include assets that have passed or failed. <i>Select 'All'</i> to negate this filter.
<b>Filter Attributes</b>	Provides several options that will narrow your asset search. Each filter applied will make the search more specific.
Apply a filter by;	<ul style="list-style-type: none"> <li>• Selecting an option from the drop down menus provided</li> <li>• <i>Click</i> the  icon to manually type a value</li> </ul>

## 4: Search

Once the parameters for the search are selected, *click*  to continue.

## 5: Asset Selection

An applicable list of assets will appear. Click the check boxes to select assets individually or *click* the  button to choose all of the assets displayed.

### ASSET MANAGEMENT

Search Parameters

Total Assets: 9

\* Asterisk indicates the ID is part of a Master Tag. Export to view details.

PTS ID	Location 1	Crit.	Equip.	Product:Modifier	Next Insp.	Replace		
	Location 2		Vin /Serial	Assembly				
<input type="checkbox"/> 30E135UM	722803 NU FLOW MIDWEST		EB000052	HOSE				
<input checked="" type="checkbox"/> HGA7BTHO	Building 1 Free text	Med	equip 123456	HOSE	10/30/2016	10/30/2020		
<input checked="" type="checkbox"/> 4DF94MXF		Med	equip 123456	HOSE	10/30/2016	10/30/2020		
<input type="checkbox"/> GG7QGJPQ				HOSE 451TC0303101010				
<input type="checkbox"/> GM1DWYJ8				HOSE 451TC0303101010				
<input type="checkbox"/> OA9JV9RL				HOSE 451TC0303101010				
<input type="checkbox"/> Q936131V				HOSE 451TC0606101010				
<input type="checkbox"/> PM8HBTY4				HOSE				
<input type="checkbox"/> XFF71O6T				HOSE				

## 6: Asset Management Toolbar Options


Once asset(s) are selected, choose one of the options below to view and/or modify the record. Refer to additional Pro modules for more information on each option.

**Total Assets: 9**  
\* Asterisk indicates the ID is part of a Master Tag. Export to view details.

1

PTS ID	Location 1	Crit.	Equip.	Product:Modifier	Next Insp.	Replace		
	Location 2		Vin/Serial	Assembly				
<input type="checkbox"/> 30E135UM	722803 NU FLOW MIDWEST		EB000052	HOSE				

## 7: Clear Search Parameter

To create a new search, *click* the  icon next to 'Search Parameters' to expand the search criteria and apply new requirements.

**Search Parameters**

**Total Assets: 9**  
\* Asterisk indicates the ID is part of a Master Tag. Export to view details.

1

PTS ID	Location 1	Crit.	Equip.	Product:Modifier	Next Insp.	Replace		
	Location 2		Vin/Serial	Assembly				
<input type="checkbox"/> 30E135UM	722803 NU FLOW MIDWEST		EB000052	HOSE				
<input checked="" type="checkbox"/> HGA7BTHO	Building 1 Free text	Med	equip 123456	HOSE	10/30/2016	10/30/2020		